



# CREWS Financial Report

## 23rd Steering Committee Meeting

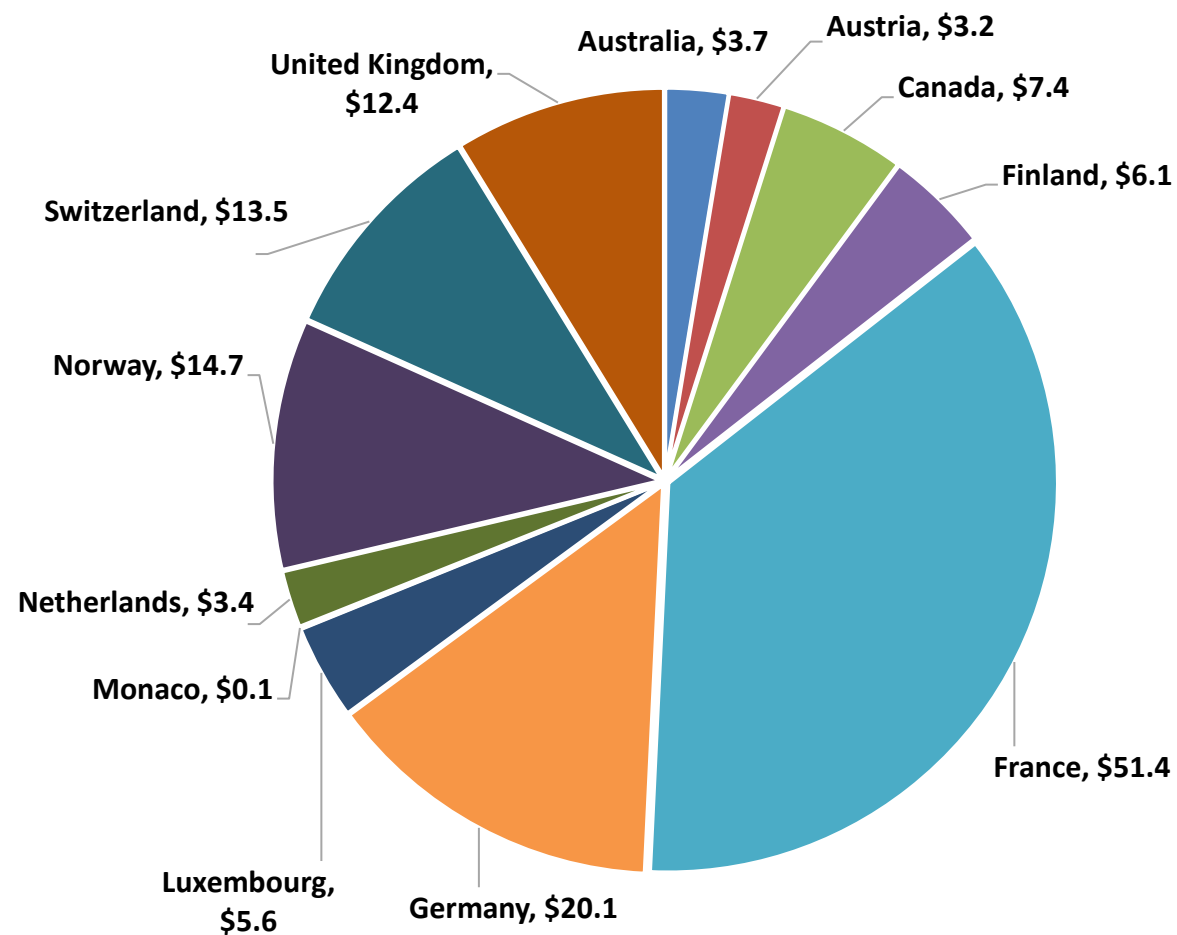
*June 30, 2026*





# Contributions and pledges

- Contributions and pledges: **USDeq 142.35 million**
- Total received: **USD 141.54 million**



Data as of March 31, 2026



# Contributions and pledges

## Pledges and Contributions

Updated as of March 31, 2026

Contributor	Curr	Pledge in Currency of Contribution	USDeq. a/	Effective (or signed) Contribution	Receipts in Currency of Contribution	Total Outstanding Contributions in USDeq. a/	Receipts in USD a/
Australia	AUD	5.00	3.70	5.00	5.00	-	3.70
Austria	EUR	3.00	3.23	3.00	3.00	-	3.23
Canada	CAD	10.00	7.41	10.00	10.00	-	7.41
Finland	EUR	5.00	6.12	5.00	5.00	-	6.12
France	EUR	46.43	51.38	46.43	46.43	-	51.38
Germany	EUR	18.00	20.06	18.00	18.00	-	20.06
Luxembourg	EUR	5.00	5.59	5.00	5.00	-	5.59
Monaco	EUR	0.80	0.91	0.80	0.10	0.80	0.11
Netherlands	USD	3.35	3.35	3.35	3.35	-	3.35
Norway	NOK	150.00	14.71	150.00	150.00	-	14.71
Switzerland	CHF	13.00	13.47	13.00	13.00	-	13.47
United Kingdom	GBP	9.59	12.41	9.59	9.59	-	12.41
<b>Total</b>			<b>142.35</b>			<b>0.80</b>	<b>141.54</b>

a/ Aggregate value of (a) actual receipts; and (b) outstanding pledges/receivables valued as of 12/31/2025

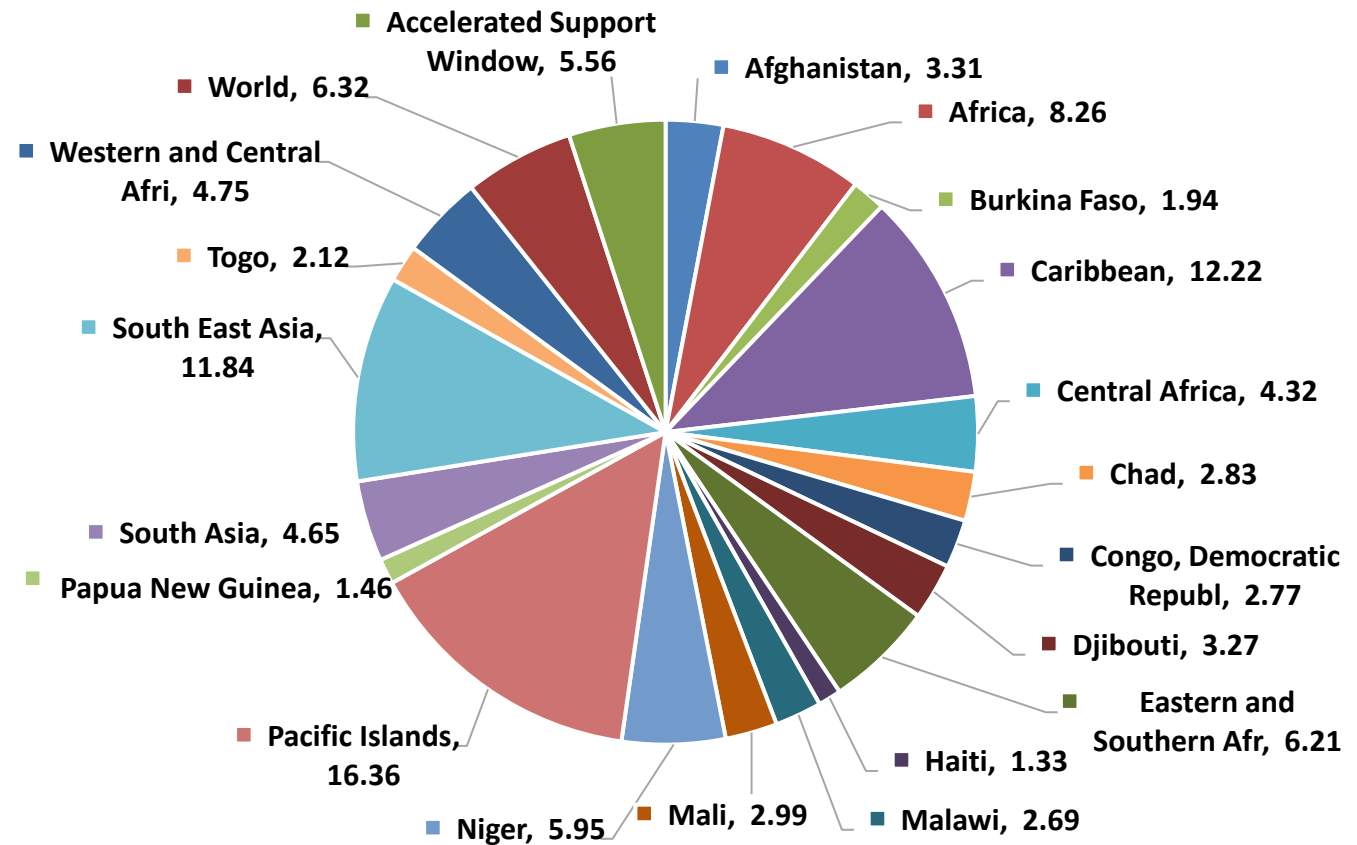
Note: totals may not add up due to rounding



# Cumulative Funding Decisions

- Total funding decisions: **USD 136.73 million**, of which, **USD 111.15 million** are projects

CREWS Projects	Amount approved
Afghanistan	3.31
Africa	8.26
Burkina Faso	1.94
Caribbean	12.22
Central Africa	4.32
Chad	2.83
Congo, Democratic	2.77
Djibouti	3.27
Eastern and Southern Afr	6.21
Haiti	1.33
Malawi	2.69
Mali	2.99
Niger	5.95
Pacific Islands	16.36
Papua New Guinea	1.46
South Asia	4.65
South East Asia	11.84
Togo	2.12
Western and Central Afri	4.75
World	6.32
Accelerated Support Wind	5.56
<b>Sub-total</b>	<b>111.15</b>
<b>Fees</b>	<b>13.64</b>
<b>Administrative budget</b>	<b>11.94</b>
<b>Total funding decisions</b>	<b>136.73</b>

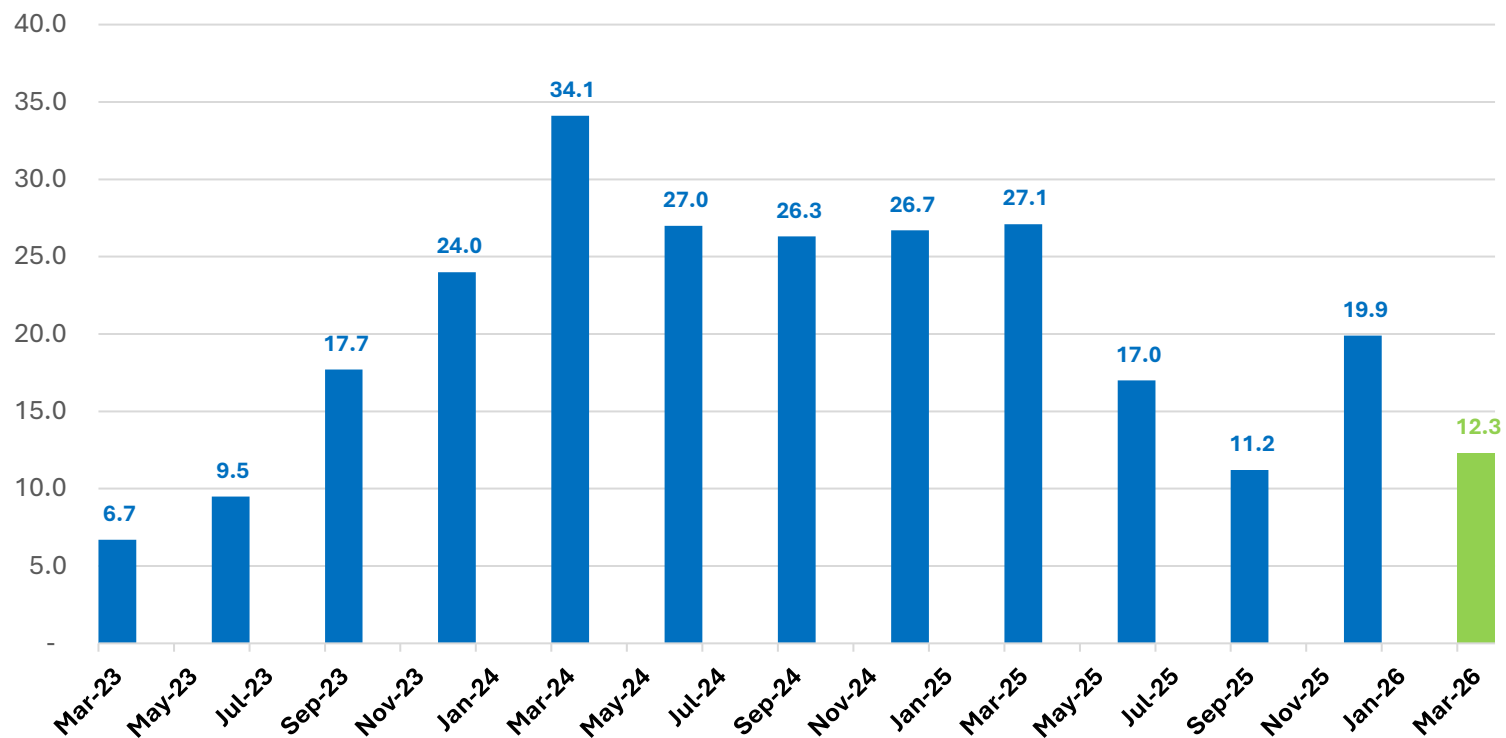


Data as of March 31, 2026



# Funds Available for Allocations

USD 12.32 million as of March 31, 2026





# Prospective Funding Availability

	<i>USD million</i>
<b>Total Funds Available to Support Steering Committee Decisions as of March 31, 2026</b>	<b>12.32</b>
<b>Inflows</b>	<b>4.31</b>
Cash Receipts (between April 1, 2026 and May 31, 2026)	0.24
<i>Monaco</i>	<i>0.24</i>
Pending Contributions (as of May 31, 2026)	4.08
<i>Monaco</i>	<i>0.58</i>
<i>France</i>	<i>3.49</i>
<b>Outflows (between April 1, 2026 and May 31, 2026)</b>	<b>7.16</b>
Cumulative Cash Transfers	2.66
Funding Approvals	4.50
<b>Total Potential Funds Available to Support Steering Committee Decisions as of May 31, 2026</b>	<b>9.48</b>



# CREWS Trustee Budget

Trustee Services	Approved Budget for FY26	Estimated Actuals for FY26	Proposed Budget for FY27
Financial and Program Management	90,000	90,000	94,500
Investment Management	11,000	8,200	10,000
Accounting and Reporting	28,000	28,000	29,500
Legal Services	46,000	40,300	42,000
<b>TOTAL</b>	<b>175,000</b>	<b>166,500</b>	<b>176,000</b>