



CREWS Financial Report

23rd Steering Committee Meeting

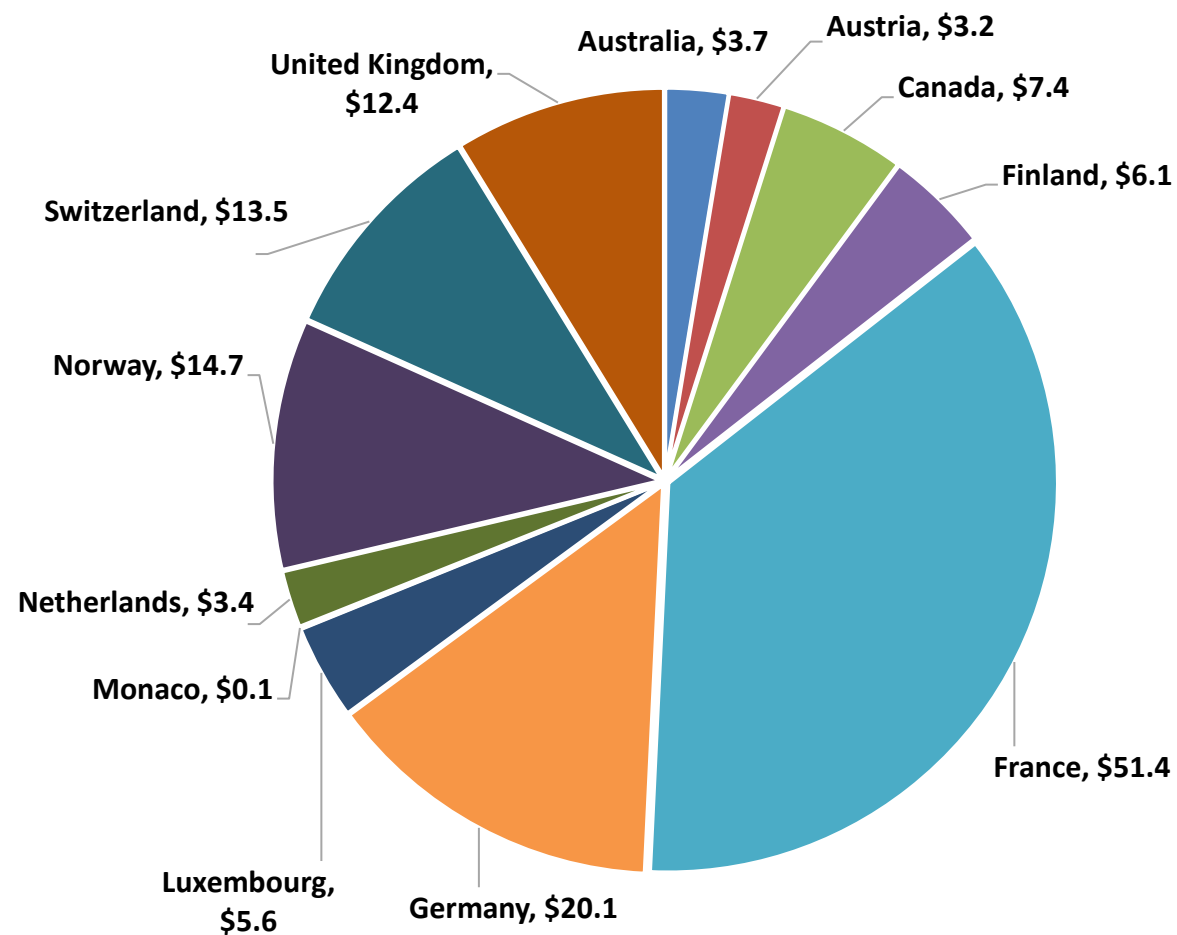
June 30, 2026





Contributions and pledges

- Contributions and pledges: **USDeq 142.35 million**
- Total received: **USD 141.54 million**



Data as of March 31, 2026



Contributions and pledges

Pledges and Contributions

Updated as of March 31, 2026

Contributor	Curr	Pledge in Currency of Contribution	USDeq. a/	Effective (or signed) Contribution	Receipts in Currency of Contribution	Total Outstanding Contributions in USDeq. a/	Receipts in USD a/
Australia	AUD	5.00	3.70	5.00	5.00	-	3.70
Austria	EUR	3.00	3.23	3.00	3.00	-	3.23
Canada	CAD	10.00	7.41	10.00	10.00	-	7.41
Finland	EUR	5.00	6.12	5.00	5.00	-	6.12
France	EUR	46.43	51.38	46.43	46.43	-	51.38
Germany	EUR	18.00	20.06	18.00	18.00	-	20.06
Luxembourg	EUR	5.00	5.59	5.00	5.00	-	5.59
Monaco	EUR	0.80	0.91	0.80	0.10	0.80	0.11
Netherlands	USD	3.35	3.35	3.35	3.35	-	3.35
Norway	NOK	150.00	14.71	150.00	150.00	-	14.71
Switzerland	CHF	13.00	13.47	13.00	13.00	-	13.47
United Kingdom	GBP	9.59	12.41	9.59	9.59	-	12.41
Total			142.35			0.80	141.54

a/ Aggregate value of (a) actual receipts; and (b) outstanding pledges/receivables valued as of 12/31/2025

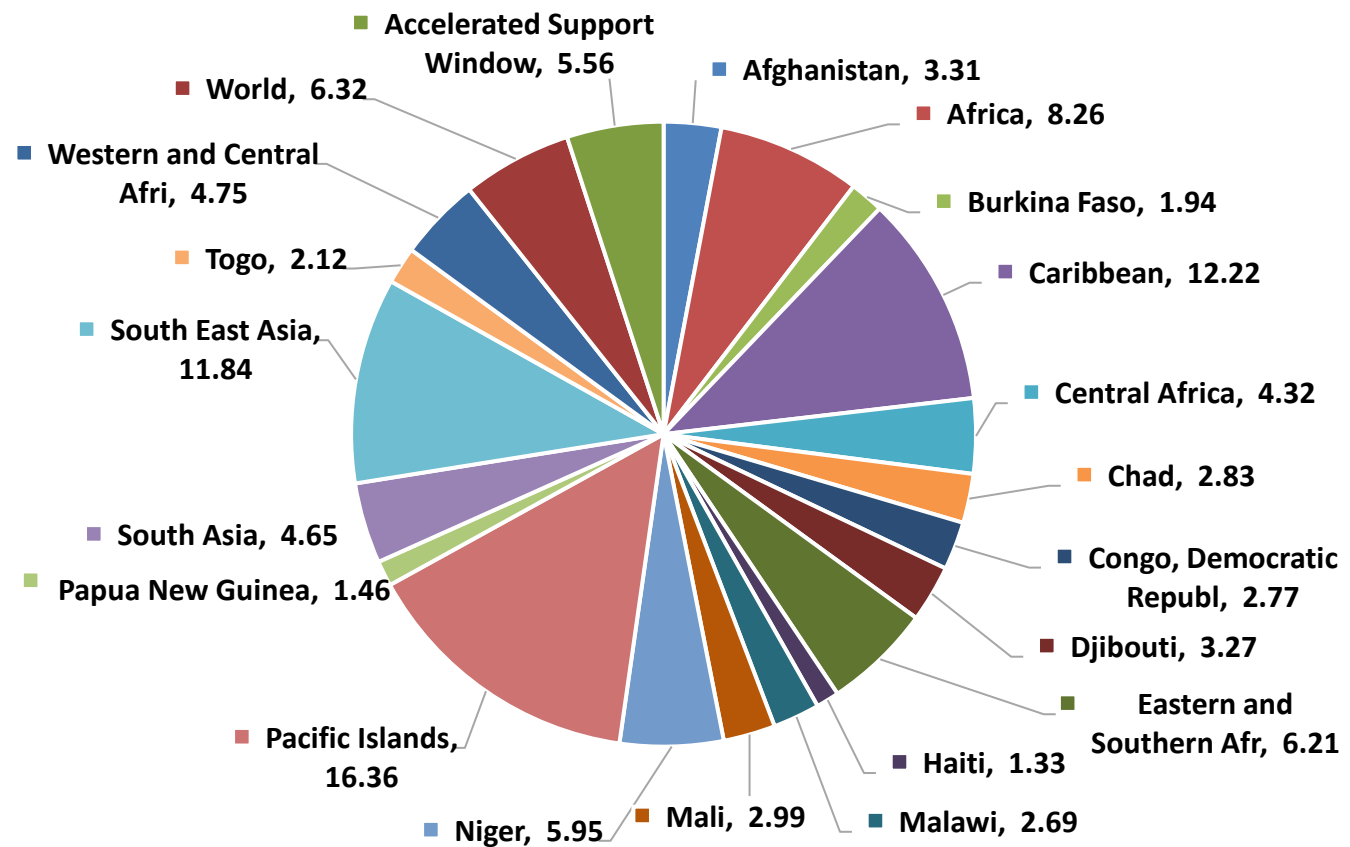
Note: totals may not add up due to rounding



Cumulative Funding Decisions

- Total funding decisions: **USD 136.73 million**, of which, **USD 111.15 million** are projects

CREWS Projects	Amount approved
Afghanistan	3.31
Africa	8.26
Burkina Faso	1.94
Caribbean	12.22
Central Africa	4.32
Chad	2.83
Congo, Democratic	2.77
Djibouti	3.27
Eastern and Southern Afr	6.21
Haiti	1.33
Malawi	2.69
Mali	2.99
Niger	5.95
Pacific Islands	16.36
Papua New Guinea	1.46
South Asia	4.65
South East Asia	11.84
Togo	2.12
Western and Central Afri	4.75
World	6.32
Accelerated Support Wind	5.56
Sub-total	111.15
Fees	13.64
Administrative budget	11.94
Total funding decisions	136.73

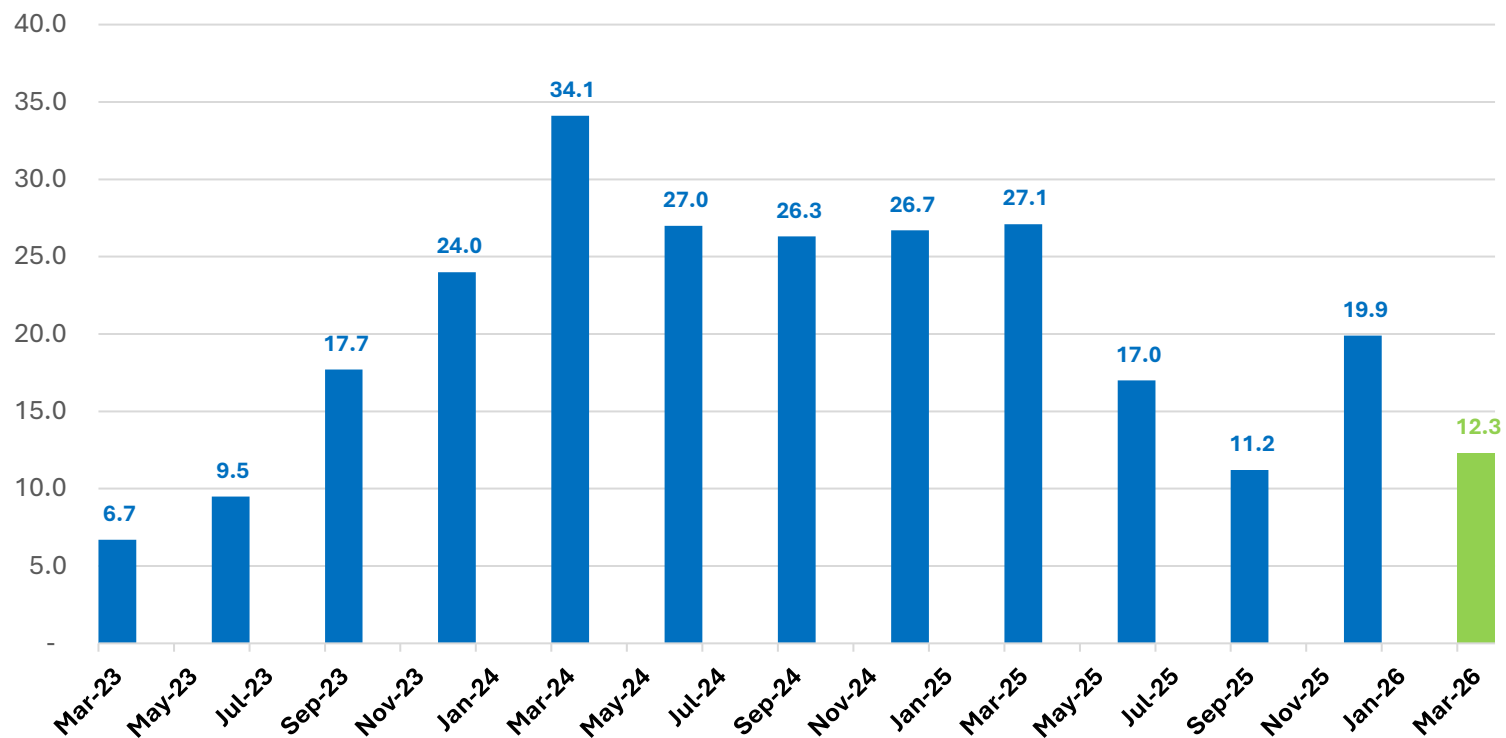


Data as of March 31, 2026



Funds Available for Allocations

USD 12.32 million as of March 31, 2026



Prospective Funding Availability

AG version

DFi



	USD million
Total Funds Available to Support Steering Committee Decisions as of March 31, 2026	12.32
Inflows (between April 1, 2026 and June 22, 2026)	5.13
Cash Receipts	1.05
<i>Monaco</i>	0.24
<i>Investment Income from UNDRR</i>	0.65
<i>Investment Income Earned</i>	0.17
Pending Contributions (as of June 22, 2026)	4.08
<i>Monaco</i>	0.58
<i>France</i>	3.49
Outflows (between April 1, 2026 and June 22, 2026)	4.95
Cumulative Cash Transfers	3.56
Funding Approvals Pending Cash Transfers	1.39
Total Potential Funds Available to Support Steering Committee Decisions as of June 22, 2026	12.50

Financial Situation, June 2026

Amount in million USD
(rounded off)

Income	
Available Funds Total funds available to support Steering Committee decisions, including: - balance of ASW ringfenced amount- - 2026 pledges from France and Monaco	12.8
Pledged - UK contribution (pledged at G7)	3.9 (£3.0)
Commitments - Predicted 2026 commitments (estimate)	25
Total Income	41.7

Expenditures	
Projects under preparation FY 27 - Benin, 2 M - West Africa, 3.5 M - Caribbean ECTEL, 5.5 M - Malawi, 5 M - Africa Continental, 6 M	22
ASW - Remaining funds currently ringfenced for Steering Committee Decisions - additional funds to be ringfenced for for FY 27	2.3
Administrative Budget request FY 27	2.6
Total expenditures	26.9
Balance (Income – Expenditures)	14.8

Demand	
Current pipeline - minus projects approved by 22nd Steering Committee for project preparation	113
Funding shortfall (Balance – Demand)	- 98.2



CREWS Trustee Budget

Trustee Services	Approved Budget for FY26	Estimated Actuals for FY26	Proposed Budget for FY27
Financial and Program Management	90,000	90,000	94,500
Investment Management	11,000	8,200	10,000
Accounting and Reporting	28,000	28,000	29,500
Legal Services	46,000	40,300	42,000
TOTAL	175,000	166,500	176,000